



PROSPECTUS

<u>Fund Name</u>	<u>Ticker Symbol</u>
IronBridge Small Cap Fund	IBSCX
IronBridge SMID Cap Fund	IBSMX
IronBridge Large Cap Fund	IBLCX

Advised by:
RMB Capital Management, LLC

The Securities and Exchange Commission has not approved or disapproved these securities or passed upon the adequacy of this prospectus. Any representation to the contrary is a criminal offense.

October 30, 2017

TABLE OF CONTENTS

	<u>Page</u>
SUMMARIES	
IronBridge Small Cap Fund	1
IronBridge SMID Cap Fund	5
IronBridge Large Cap Fund	10
IRONBRIDGE FUNDS STATUTORY PROSPECTUS	14
Investment Objectives, Principal Investment Strategies, Related Risks and Portfolio Holdings	14
Additional Information Concerning Investment Objectives and Principal Investment Strategies	14
Additional Information on Principal Risks of Investing in the Funds	16
Portfolio Holdings Disclosure.....	17
Investment Management	18
Adviser	18
Portfolio Managers.....	18
Shareholder Information	19
Distribution Arrangements	24
Exchange Privilege	25
Valuation of Fund Shares	25
Portfolio Holdings Disclosure Policy	25
Distributions and Federal Income Tax Treatment	26
Financial Highlights	27
Other Information	30

IRONBRIDGE SMALL CAP FUND

Investment Objective.

The investment objective of the IronBridge Small Cap Fund (“Small Cap Fund”) is capital appreciation.

Portfolio Fees and Expenses.

The following table describes the fees and expenses that you may pay if you buy and hold shares of the Small Cap Fund.

Shareholder Fees (fees paid directly from your investment)

Maximum Sales Charge (Load) Imposed on Purchases	NONE
Maximum Deferred Sales Charge (Load)	NONE
Maximum Sales Charge (Load) Imposed on Reinvested Dividends	NONE
Redemption Fee (as a percentage of amount redeemed, if applicable)	NONE
Exchange Fee	NONE
Maximum Account Fee ⁽¹⁾	\$15

⁽¹⁾ A service fee of \$15 may be imposed for shares redeemed by wire.

Annual Fund Operating Expenses (expenses that you pay each year as a percentage of the value of your investment)

Management Fees	1.00%
Distribution (12b-1) Fees	NONE
Other Expenses	0.11%
Total Annual Fund Operating Expenses⁽¹⁾	<u>1.11%</u>

⁽¹⁾ The Total Annual Fund Operating Expenses for the Fund do not correlate to the Ratio of Expenses to Average Net Assets in the Financial Highlights which reflects the operating expenses of the Fund and does not include acquired fund fees and expenses (“AFFE”). For the fiscal year ended June 30, 2017, AFFE for the Fund was less than 0.01%

Expense Example.

This Example is intended to help you compare the cost of investing in the Small Cap Fund with the cost of investing in other mutual funds.

This Example assumes that you invest \$10,000 in the Small Cap Fund for the time periods indicated and then redeem all of your shares at the end of those periods. The Example also assumes that your investment has a 5% return each year and that the Small Cap Fund’s operating expenses remain the same. Although your actual costs may be higher or lower, based on these assumptions your costs would be:

<i>If you sell your shares in:</i>	<i>1 Year</i>	<i>3 Years</i>	<i>5 Years</i>	<i>10 Years</i>
Small Cap Fund	\$113	\$353	\$612	\$1,352

Portfolio Turnover.

The Small Cap Fund pays transaction costs, such as commissions, when it buys and sells securities (or “turns over” its portfolio). A higher portfolio turnover rate may indicate higher transaction costs and may result in higher taxes when fund shares are held in a taxable account. These costs, which are not reflected in annual fund operating expenses or in the

Example, affect the fund's performance. During the most recent fiscal year, the Small Cap Fund's portfolio turnover rate was 32% of the average value of its portfolio.

Principal Investment Strategies.

The Small Cap Fund seeks to achieve its investment objective by investing, under normal market conditions, at least 80% of its assets (plus borrowings for investment purposes) in equity securities of U.S. companies with small market capitalizations. For this purpose, RMB Capital Management, LLC (the "Adviser") defines a small capitalization company as any company with a market capitalization less than or equal to the largest market capitalization (determined at the time of investment) of any company in the Russell 2000[®] Index, which, as of September 30, 2017, was approximately \$10.12 billion. The Small Cap Fund may invest in unsponsored American Depositary Receipts and/or Global Depositary Receipts, and may, and currently does (as of the date of this Prospectus), invest a significant portion of its assets in financial services companies.

The Adviser actively manages the Small Cap Fund by applying an economic return framework, which measures the Small Cap Fund's return on investment and adjusts for factors such as inflation or accounting treatments. This is a valuation model that uses cash flow to determine a company's value, rather than traditional accounting measures such as corporate performance, earnings and book value. The Adviser uses this methodology to identify attractively-priced companies, and as a result, the Small Cap Fund invests primarily in growth and value-style equity securities.

The Adviser reduces positions or sells securities in the Small Cap Fund for a variety of reasons, such as when the securities reach their target price or when a position would exceed 5% of the Small Cap Fund's net assets.

Principal Investment Risks.

Market Risk. The general level of stock prices as a whole could decline, causing a decline in the value of your investment.

Small-to-Medium Capitalization Risk. The Small Cap Fund invests primarily in small-capitalization stocks. Securities of companies with small-to-medium market capitalizations are often more volatile, less liquid and more susceptible to market pressures than securities of larger issuers.

Stock Selection Risk. Individual stocks may decline in value or not increase in value, even when the stock market in general is rising.

Liquidity Risk. The Adviser may not be able to sell the Small Cap Fund's securities at a time or at a price that would benefit the Fund.

Equity Securities Risk. Equity securities, such as common stocks, are subject to greater volatility and chance of decline than other securities, such as fixed-income securities.

Management Risk. There is no guarantee that the Adviser will choose investments that increase in value.

Growth Investing Risk. Growth companies are generally more susceptible than established companies to market events and sharp declines in value.

Value Investing Risk. Value stocks may not increase in price, may not issue the anticipated stock dividends or may decline in price, based upon the market's belief of the issuer's intrinsic worth.

American Depositary Receipt (ADR) / Global Depositary Receipt (GDR) / European Depositary Receipts ("EDRs") Risk. ADRs are receipts issued by U.S. banks evidencing ownership in securities of foreign issuers, and GDRs and EDRs are receipts issued by banks in more than one country evidencing ownership in securities of foreign issuers. Securities of foreign issuers, and consequently ADRs, GDRs, and EDRs, may decrease in value due to changes in currency exchange rates, the economic climate in the issuer's home country or for a variety of other reasons.

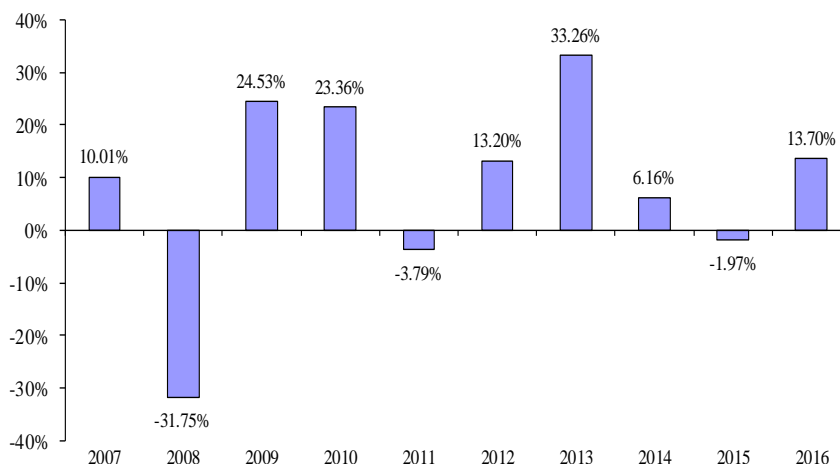
Loss of Money Risk. Loss of money is a risk of investing in the Small Cap Fund.

Financial Services Risk. Investing a significant portion of assets in the financial services sector may cause the Small Cap Fund to be more sensitive to the risks and concerns facing financial companies.

Performance.

The bar chart and table below show how the Small Cap Fund has performed in the past and provides some indication of the risks of investing in the Small Cap Fund. The table shows how the performance of the Small Cap Fund has varied from year to year as compared with the returns of the Russell 2000[®] Index, a securities index that measures the performance of the small-cap segment of the U.S. equity universe. For periods prior to July 23, 2010, the performance shown is that of the Small Cap Fund’s predecessor, the Frontegra IronBridge Small Cap Fund (the “Predecessor Small Cap Fund”). The Predecessor Small Cap Fund commenced operations on August 30, 2002 and was reorganized into the Small Cap Fund on July 23, 2010. Upon reorganization, the Small Cap Fund assumed the financial and performance history of the Predecessor Small Cap Fund, which maintained the same fees and expenses as the Small Cap Fund. Keep in mind that past performance (before and after taxes) may not indicate how well the Small Cap Fund will perform in the future. Updated performance information can be found on our website at www.ironbridgefunds.net or by calling toll-free to 1-877-861-7714.

Calendar Year Total Returns
*Annual Total Returns for Small Cap Fund
for the years ended December 31¹*



¹ For the nine-month period ended September 30, 2017, the Small Cap Fund had a return of 8.02%.

During the periods shown above, the highest return for either the Small Cap Fund or the Predecessor Small Cap Fund for a calendar quarter was 21.90% (for the quarter ended June 30, 2009) and the lowest return for a calendar quarter for either was -25.45% (for the quarter ended December 31, 2008).

Average Annual Total Returns
(for the periods ended December 31, 2016)

<i>Fund/Index</i>	<i>One Year</i>	<i>Five Years</i>	<i>Ten Years</i>	<i>Since Inception (August 30, 2002)</i>
<i>Small Cap Fund</i>				
Return Before Taxes	13.70%	12.29%	7.08%	10.75%
Return After Taxes on Distributions	12.74%	10.16%	5.72%	9.42%
Return After Taxes on Distributions and Sale of Fund Shares	8.56%	9.66%	5.59%	8.90%
<hr/>				
<i>Russell 2000® Index</i> (reflects no deduction for fees, expenses or taxes)	21.31%	14.46%	7.07%	10.54%

After-tax returns are calculated using the highest individual federal marginal income tax rates in effect during each year of the periods shown and do not reflect the impact of state and local taxes. Your actual after-tax returns depend on your individual tax situation and likely will differ from the results shown above. After-tax returns are not relevant if you hold your Small Cap Fund shares through a tax-deferred arrangement, such as a 401(k) plan, individual retirement account (IRA) or 529 college savings plan.

Management.

Investment Adviser. RMB Capital Management, LLC.

Portfolio Managers. The Small Cap Fund is jointly and primarily managed by Christopher C. Faber (portfolio manager since inception), Jeffrey B. Madden (portfolio manager since March 3, 2004) and Thomas W. Fanter (portfolio manager since November 1, 2011).

Purchase and Sale of Small Cap Fund Shares.

Investors may purchase or redeem Small Cap Fund shares on any business day by mail (IronBridge Funds, Inc., c/o U.S. Bancorp Fund Services, LLC, P.O. Box 701, Milwaukee, Wisconsin, 53201-0701) or by wire transfer. The minimum initial and subsequent investment amounts for the Small Cap Fund are as follows:

	<i>Minimum Initial Investments</i>	<i>Minimum Subsequent Investments</i>
Small Cap Fund	\$100,000	\$1,000

Tax Information.

The Small Cap Fund intends to make distributions that may be taxed as ordinary income or capital gains. If you hold your Small Cap Fund shares through a tax-deferred arrangement, you will not be taxed on dividends and capital gains distributions at the time they are made, but you may be taxed later upon withdrawal of monies from those accounts.

Payments to Broker-Dealers and Other Financial Intermediaries.

If you purchase Small Cap Fund shares through a broker-dealer or other financial intermediary (such as a bank), the Small Cap Fund and/or the Adviser may pay the intermediary for the sale of Small Cap Fund shares and related services. These payments may create a conflict of interest by influencing the broker-dealer or other intermediary and your salesperson to recommend the Small Cap Fund over another investment. Ask your sales person or visit your financial intermediary's website for more information.

IRONBRIDGE SMID CAP FUND

Investment Objective.

The investment objective of the IronBridge SMID Cap Fund (“SMID Cap Fund”) is capital appreciation.

Portfolio Fees and Expenses.

The following table describes the fees and expenses that you may pay if you buy and hold shares of the SMID Cap Fund.

Shareholder Fees (fees paid directly from your investment)

Maximum Sales Charge (Load) Imposed on Purchases	NONE
Maximum Deferred Sales Charge (Load)	NONE
Maximum Sales Charge (Load) Imposed on Reinvested Dividends	NONE
Redemption Fee (as a percentage of amount redeemed, if applicable)	NONE
Exchange Fee	NONE
Maximum Account Fee ⁽¹⁾	\$15

⁽¹⁾ A service fee of \$15 may be imposed for shares redeemed by wire.

Annual Fund Operating Expenses (expenses that you pay each year as a percentage of the value of your investment)

Management Fees	0.85%
Distribution (12b-1) Fees	NONE
Other Expenses	0.12%
Total Annual Fund Operating Expenses⁽¹⁾	0.97%
Fee Waiver and/or Expense Reimbursement ⁽²⁾	-0.01%
Total Annual Fund Operating Expenses after Fee Waiver and/or Expense Reimbursement	<u>0.96%</u>

⁽¹⁾ The Total Annual Fund Operating Expenses for the Fund do not correlate to the Ratio of Expenses to Average Net Assets in the Financial Highlights which reflects the operating expenses of the Fund and does not include acquired fund fees and expenses (“AFFE”). For the fiscal year ended June 30, 2017, AFFE for the Fund was less than 0.01%

⁽²⁾ RMB Capital Management, LLC (the “Adviser”) has contractually agreed to reduce its compensation due from and/or assume expenses of the SMID Cap Fund to the extent necessary to ensure that the SMID Cap Fund’s operating expenses (excluding taxes, interest, brokerage commissions and acquired fund fees and expenses, if any, and other extraordinary expenses) do not exceed 0.95% of the SMID Cap Fund’s average net assets. The fee waiver and expense reimbursement agreement is in effect until November 1, 2018, with successive renewal terms of one year thereafter unless terminated by IronBridge Funds, Inc. (the “Company”) or the Adviser prior to any such renewal. Prior to November 1, 2018, the expense cap agreement can be terminated by the Company’s Board of Directors or shareholders. To the extent the Adviser waives its compensation and/or absorbs expenses to satisfy the expense cap, it may seek repayment by the SMID Cap Fund of a portion or all of such amounts at any time within three years from the date on which such amounts were waived or absorbed, provided that the SMID Cap Fund is able to make the repayment without exceeding the lesser of the expense cap in effect at the time of the waiver or in effect at the time of the repayment.

Expense Example.

This Example is intended to help you compare the cost of investing in the SMID Cap Fund with the cost of investing in other mutual funds.

This Example assumes that you invest \$10,000 in the SMID Cap Fund for the time periods indicated and then redeem all of your shares at the end of those periods. The Example also assumes that your investment has a 5% return each year and that the SMID Cap Fund's operating expenses remain the same (taking into account the expense cap for one year). Although your actual costs may be higher or lower, based on these assumptions your costs would be:

<i>If you sell your shares in:</i>	<i>1 Year</i>	<i>3 Years</i>	<i>5 Years</i>	<i>10 Years</i>
SMID Cap Fund	\$98	\$308	\$535	\$1,189

Portfolio Turnover.

The SMID Cap Fund pays transaction costs, such as commissions, when it buys and sells securities (or "turns over" its portfolio). A higher portfolio turnover rate may indicate higher transaction costs and may result in higher taxes when fund shares are held in a taxable account. These costs, which are not reflected in annual fund operating expenses or in the Example, affect the fund's performance. During the most recent fiscal year, the SMID Cap Fund's portfolio turnover rate was 34% of the average value of its portfolio.

Principal Investment Strategies.

The SMID Cap Fund seeks to achieve its investment objective by investing, under normal market conditions, at least 80% of its assets (plus borrowings for investment purposes) in equity securities of companies with small-to-medium market capitalizations. For this purpose, the Adviser defines a small-to-medium capitalization company as a company that has a market capitalization of between \$100 million and \$10 billion, which definition is applied at the time of purchase. The SMID Cap Fund may invest in unsponsored American Depositary Receipts and/or Global Depositary Receipts, and may invest a significant portion of its assets in financial services companies.

The Adviser actively manages the SMID Cap Fund by applying an economic return framework, which measures the SMID Cap Fund's return on investment and adjusts for factors such as inflation or accounting treatments. This is a valuation model that uses cash flow to determine a company's value, rather than traditional accounting measures such as corporate performance, earnings and book value. The Adviser uses this methodology to identify attractively-priced companies, and as a result, the SMID Cap Fund invests primarily in growth and value-style equity securities.

The Adviser reduces positions or sells securities in the SMID Cap Fund for a variety of reasons, such as when the securities reach their target price or when a position would exceed 5% of the SMID Cap Fund's net assets.

Principal Investment Risks.

Market Risk. The general level of stock prices as a whole could decline, causing a decline in the value of your investment.

Small-to-Medium Capitalization Risks. Securities of companies with small-to-medium market capitalizations are often more volatile, less liquid and more susceptible to market pressures than securities of larger issuers.

Stock Selection Risk. Individual stocks may decline in value or not increase in value, even when the stock market in general is rising.

Liquidity Risk. The Adviser may not be able to sell the SMID Cap Fund's securities at a time or at a price that would benefit the Fund.

Equity Securities Risk. Equity securities, such as common stocks, are subject to greater volatility and chance of decline than other securities, such as fixed-income securities.

Management Risk. There is no guarantee that the Adviser will choose investments that increase in value.

Growth Investing Risk. Growth companies are generally more susceptible than established companies to market events and sharp declines in value.

Value Investing Risk. Value stocks may not increase in price, may not issue the anticipated stock dividends or may decline in price, based upon the market's belief of the issuer's intrinsic worth.

American Depositary Receipt (ADR) / Global Depositary Receipt (GDR) / European Depositary Receipts ("EDRs") Risk. ADRs are receipts issued by U.S. banks evidencing ownership in securities of foreign issuers, and GDRs and EDRs are receipts issued by banks in more than one country evidencing ownership in securities of foreign issuers. Securities of foreign issuers, and consequently ADRs, GDRs, and EDRs may decrease in value due to changes in currency exchange rates, the economic climate in the issuer's home country or for a variety of other reasons.

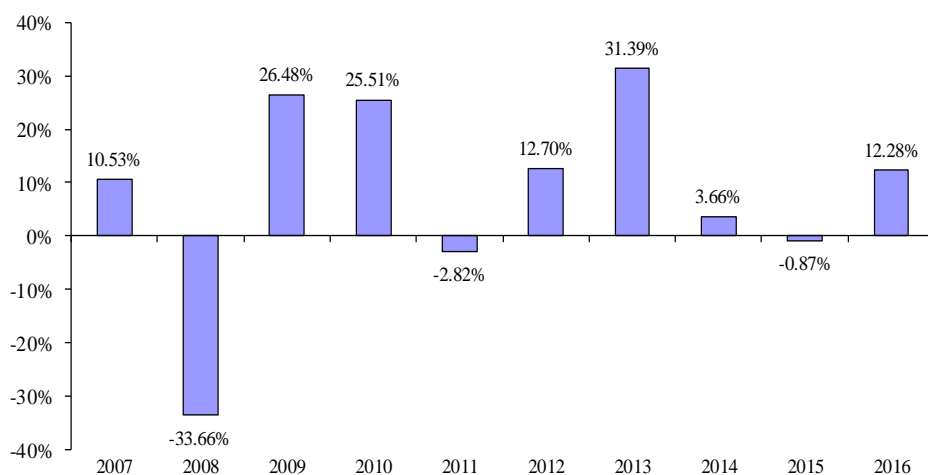
Loss of Money Risk. Loss of money is a risk of investing in the SMID Cap Fund.

Financial Services Risk. Investing a significant portion of assets in the financial services sector may cause the SMID Cap Fund to be more sensitive to the risks and concerns facing financial companies.

Performance.

The bar chart and table below show how the SMID Cap Fund has performed in the past and provides some indication of the risks of investing in the SMID Cap Fund. The table shows how the performance of the SMID Cap Fund has varied from year to year as compared with the performance of the Russell 2500[®] Index, a securities index that measures the performance of the small-to-medium capitalization segment of the U.S. equity universe. For periods prior to July 23, 2010, the performance shown is that of the SMID Cap Fund's predecessor, the Frontegra IronBridge SMID Cap Fund (the "Predecessor SMID Fund") which commenced operations on December 31, 2004 and was reorganized into the SMID Cap Fund on July 23, 2010. Upon reorganization, the SMID Cap Fund assumed the financial and performance history of the Predecessor SMID Fund's Institutional Class shares, which maintained the same fees and expenses as the SMID Cap Fund. Keep in mind that past performance (before and after taxes) may not indicate how well the SMID Cap Fund will perform in the future. Updated performance information can be found on our website at www.ironbridgefunds.net or by calling toll-free to 1-877-861-7714.

Calendar Year Total Returns
*Annual Total Returns for SMID Cap Fund
for the years ended December 31¹*



¹ For the nine-month period ended September 30, 2017, the SMID Cap Fund had a return of 9.30%.

During the periods shown above, the highest return for either the SMID Cap Fund or the Predecessor SMID Fund for a calendar quarter was 18.39% (for the quarter ended June 30, 2009) and the lowest return for a calendar quarter for either was -24.46% (for the quarter ended December 31, 2008).

Average Annual Total Returns
(for the periods ended December 31, 2016)

<i>Fund/Index</i>	<i>One Year</i>	<i>Five Years</i>	<i>Ten Years</i>	<i>Since Inception (December 31, 2004)</i>
SMID Cap Fund				
Return Before Taxes	12.28%	11.31%	6.81%	7.17%
Return After Taxes on Distributions	8.06%	8.73%	5.29%	5.87%
Return After Taxes on Distributions and Sale of Fund Shares	10.45%	8.87%	5.38%	5.76%
<i>Russell 2500[®] Index</i> (reflects no deduction for fees, expenses or taxes)	17.59%	14.54%	7.69%	8.40%

After-tax returns are calculated using the highest individual federal marginal income tax rates in effect during each year of the periods shown and do not reflect the impact of state and local taxes. Your actual after-tax returns depend on your individual tax situation and likely will differ from the results shown above. After-tax returns are not relevant if you hold your SMID Cap Fund shares through a tax-deferred arrangement, such as a 401(k) plan, individual retirement account (IRA) or 529 college savings plan.

Management.

Investment Adviser. RMB Capital Management, LLC.

Portfolio Managers. The SMID Cap Fund is jointly and primarily managed by Christopher C. Faber (portfolio manager since inception), Jeffrey B. Madden (portfolio manager since inception) and Thomas W. Fanter (portfolio manager since November 1, 2011).

Purchase and Sale of SMID Cap Fund Shares.

Investors may purchase or redeem SMID Cap Fund shares on any business day by mail (IronBridge Funds, Inc., c/o U.S. Bancorp Fund Services, LLC, P.O. Box 701, Milwaukee, Wisconsin, 53201-0701) or by wire transfer. The minimum initial and subsequent investment amounts for the SMID Cap Fund are as follows:

	<i>Minimum Initial Investments</i>	<i>Minimum Subsequent Investments</i>
SMID Cap Fund	\$100,000	\$1,000

Tax Information.

The SMID Cap Fund intends to make distributions that may be taxed as ordinary income or capital gains. If you hold your SMID Cap Fund shares through a tax-deferred arrangement, you will not be taxed on dividends and capital gains distributions at the time they are made, but you may be taxed later upon withdrawal of monies from those accounts.

Payments to Broker-Dealers and Other Financial Intermediaries.

If you purchase SMID Cap Fund shares through a broker-dealer or other financial intermediary (such as a bank), the SMID Cap Fund and/or the Adviser may pay the intermediary for the sale of SMID Cap Fund shares and related services. These payments may create a conflict of interest by influencing the broker-dealer or other intermediary and your

salesperson to recommend the SMID Cap Fund over another investment. Ask your sales person or visit your financial intermediary's website for more information.

IRONBRIDGE LARGE CAP FUND

Investment Objective.

The investment objective of the IronBridge Large Cap Fund (“Large Cap Fund”) is capital appreciation.

Portfolio Fees and Expenses.

The following table describes the fees and expenses that you may pay if you buy and hold shares of the Large Cap Fund.

Shareholder Fees (fees paid directly from your investment)

Maximum Sales Charge (Load) Imposed on Purchases	NONE
Maximum Deferred Sales Charge (Load)	NONE
Maximum Sales Charge (Load) Imposed on Reinvested Dividends	NONE
Redemption Fee (as a percentage of amount redeemed, if applicable)	NONE
Exchange Fee	NONE
Maximum Account Fee ⁽¹⁾	\$15

⁽¹⁾ A service fee of \$15 may be imposed for shares redeemed by wire.

Annual Fund Operating Expenses (expenses that you pay each year as a percentage of the value of your investment)

Management Fees	0.65%
Distribution (12b-1) Fees	NONE
Other Expenses	0.46%
Total Annual Fund Operating Expenses	1.11%
Fee Waiver and/or Expense Reimbursement ⁽¹⁾	-0.31%
Total Annual Fund Operating Expenses after Fee Waiver and/or Expense Reimbursement	<u>0.80%</u>

⁽¹⁾ RMB Capital Management, LLC (the “Adviser”) has contractually agreed to reduce its compensation due from and/or assume expenses of the Large Cap Fund to the extent necessary to ensure that the Large Cap Fund’s operating expenses (excluding taxes, interest, brokerage commissions and acquired fund fees and expenses, if any, and other extraordinary expenses) do not exceed 0.80% of the Large Cap Fund’s average net assets. The fee waiver and expense reimbursement agreement is in effect until November 1, 2018, with successive renewal terms of one year thereafter unless terminated by IronBridge Funds, Inc. (the “Company”) or the Adviser prior to any such renewal. Prior to November 1, 2018, the expense cap agreement can be terminated by the Company’s Board of Directors or shareholders. To the extent the Adviser waives its compensation and/or absorbs expenses to satisfy the expense cap, it may seek repayment by the Large Cap Fund of a portion or all of such amounts at any time within three years from the fiscal year on which such amounts were waived or absorbed, provided that the SMID Cap Fund is able to make the repayment without exceeding the lesser of the expense cap in effect at the time of the waiver or in effect at the time of the repayment.

Expense Example.

This Example is intended to help you compare the cost of investing in the Large Cap Fund with the cost of investing in other mutual funds.

This Example assumes that you invest \$10,000 in the Large Cap Fund for the time periods indicated and then redeem all of your shares at the end of those periods. The Example also assumes that your investment has a 5% return each year and that the Large Cap Fund's operating expenses remain the same (taking into account the expense cap for one year). Although your actual costs may be higher or lower, based on these assumptions your costs would be:

<i>If you sell your shares in:</i>	<i>1 Year</i>	<i>3 Years</i>	<i>5 Years</i>	<i>10 Years</i>
Large Cap Fund	\$83	\$325	\$587	\$1,335

Portfolio Turnover.

The Large Cap Fund pays transaction costs, such as commissions, when it buys and sells securities (or "turns over" its portfolio). A higher portfolio turnover rate may indicate higher transaction costs and may result in higher taxes when fund shares are held in a taxable account. These costs, which are not reflected in annual fund operating expenses or in the Example, affect the fund's performance. During the most recent fiscal year, the Large Cap Fund's portfolio turnover rate was 26% of the average value of its portfolio.

Principal Investment Strategies.

The Large Cap Fund seeks to achieve its investment objective by investing, under normal market conditions, at least 80% of its assets (plus borrowings for investment purposes) in equity securities of companies with large market capitalizations. For this purpose, the Adviser defines a large capitalization company as any company with a market capitalization in excess of \$5 billion, which definition is applied at the time of purchase. The Large Cap Fund may invest in unsponsored American Depositary Receipts and/or Global Depositary Receipts.

The Adviser actively manages the Large Cap Fund by applying an economic return framework, which measures the Large Cap Fund's return on investment and adjusts for factors such as inflation or accounting treatments. This is a valuation model that uses cash flow to determine a company's value, rather than traditional accounting measures such as corporate performance, earnings and book value. The Adviser uses this methodology to identify attractively-priced companies, and as a result, the Large Cap Fund invests primarily in growth and value-style equity securities.

The Adviser reduces positions or sells securities in the Large Cap Fund for a variety of reasons, such as when the securities reach their target price or when a position would exceed 5% of the Large Cap Fund's net assets.

Principal Investment Risks.

Market Risk. The general level of stock prices as a whole could decline, causing a decline in the value of your investment.

Stock Selection Risk. Individual stocks may decline in value or not increase in value, even when the stock market in general is rising.

Liquidity Risk. The Adviser may not be able to sell the Large Cap Fund's securities at a time or at a price that would benefit the Fund.

Equity Securities Risk. Equity securities, such as common stocks, are subject to greater volatility and chance of decline than other securities, such as fixed-income securities.

Management Risk. There is no guarantee that the Adviser will choose investments that increase in value.

Growth Investing Risk. Growth companies are generally more susceptible than established companies to market events and sharp declines in value.

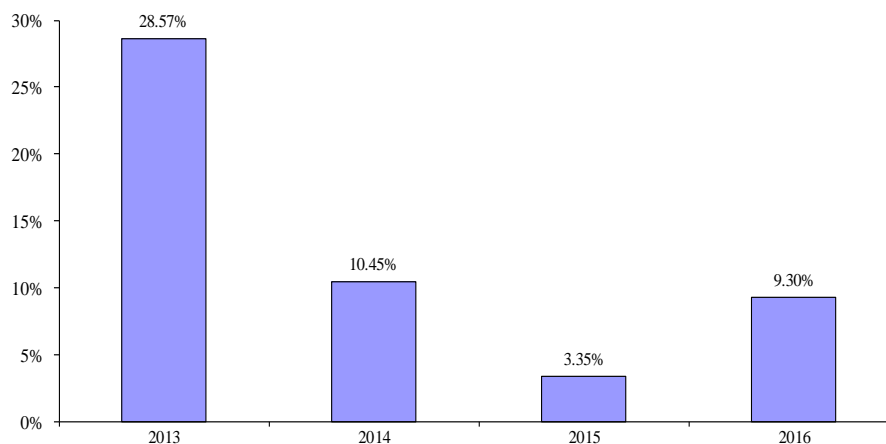
Value Investing Risk. Value stocks may not increase in price, may not issue the anticipated stock dividends or may decline in price, based upon the market's belief of the issuer's intrinsic worth.

American Depositary Receipt (ADR) / Global Depositary Receipt (GDR) / European Depositary Receipts (“EDRs”)
Risk. ADRs are receipts issued by U.S. banks evidencing ownership in securities of foreign issuers, and GDRs and EDRs are receipts issued by banks in more than one country evidencing ownership in securities of foreign issuers. Securities of foreign issuers, and consequently ADRs, GDRs, and EDRs may decrease in value due to changes in currency exchange rates, the economic climate in the issuer’s home country or for a variety of other reasons.

Loss of Money Risk. Loss of money is a risk of investing in the Large Cap Fund.

Performance. The bar chart and table below show how the Large Cap Fund has performed in the past and provides some indication of the risks of investing in the Large Cap Fund. The table shows how the performance of the Large Cap Fund has varied from year to year as compared with the performance of the Russell 1000® Index, a securities index that measures the performance of the large-cap segment of the U.S. equity universe. Keep in mind that past performance (before and after taxes) may not indicate how well the Large Cap Fund will perform in the future. Updated performance information can be found on our website at www.ironbridgefunds.net or by calling toll-free to 1-877-861-7714.

Calendar Year Total Returns
*Annual Total Returns for Large Cap Fund
for the years ended December 31¹*



¹ For the nine-month period ended September 30, 2017, the Large Cap Fund had a return of 12.12%.

During the periods shown above, the highest return for the Large Cap Fund for a calendar quarter was 8.71% (for the quarter ended December 31, 2013) and the lowest return for a calendar quarter was -5.47% (for the quarter ended September 30, 2015).

Average Annual Total Returns
(for the periods ended December 31, 2016)

<i>Fund/Index</i>	<i>One Year</i>	<i>Since Inception (March 30, 2012)</i>
<i>Large Cap Fund</i>		
Return Before Taxes	9.30%	11.00%
Return After Taxes on Distributions	8.62%	9.75%
Return After Taxes on Distributions and Sale of Fund Shares	5.83%	8.59%
<i>Russell 1000® Index</i> (reflects no deduction for fees, expenses or taxes)	12.05%	12.59%

After-tax returns are calculated using the highest individual federal marginal income tax rates in effect during each year of the periods shown and do not reflect the impact of state and local taxes. Your actual after-tax returns depend on your individual tax situation and likely will differ from the results shown above. After-tax returns are not relevant if you hold your Large Cap Fund shares through a tax-deferred arrangement, such as a 401(k) plan, individual retirement account (IRA) or 529 college savings plan.

Management.

Investment Adviser. RMB Capital Management, LLC.

Portfolio Managers. The Large Cap Fund is jointly and primarily managed by Paul Murphy (portfolio manager since inception), Charles P. Henness (portfolio manager since inception) and John K. O'Connor (portfolio manager since inception).

Purchase and Sale of Large Cap Fund Shares.

Investors may purchase or redeem Large Cap Fund shares on any business day by mail (IronBridge Funds, Inc., c/o U.S. Bancorp Fund Services, LLC, P.O. Box 701, Milwaukee, Wisconsin, 53201-0701) or by wire transfer. The minimum initial and subsequent investment amounts for the Large Cap Fund are as follows:

	<i>Minimum Initial Investments</i>	<i>Minimum Subsequent Investments</i>
Large Cap Fund	\$100,000	\$1,000

Tax Information.

The Large Cap Fund intends to make distributions that may be taxed as ordinary income or capital gains. If you hold your Large Cap Fund shares through a tax-deferred arrangement, you will not be taxed on dividends and capital gains distributions at the time they are made, but you may be taxed later upon withdrawal of monies from those accounts.

Payments to Broker-Dealers and Other Financial Intermediaries.

If you purchase Large Cap Fund shares through a broker-dealer or other financial intermediary (such as a bank), the Large Cap Fund and/or the Adviser may pay the intermediary for the sale of Large Cap Fund shares and related services. These payments may create a conflict of interest by influencing the broker-dealer or other intermediary and your salesperson to recommend the Large Cap Fund over another investment. Ask your sales person or visit your financial intermediary's website for more information.

IRONBRIDGE FUNDS

This Prospectus contains important information about the Small Cap Fund, SMID Cap Fund and Large Cap Fund (collectively, the “Funds”), each of which is a series of IronBridge Funds, Inc. (the “Company”). Please read it carefully before investing and keep it for future reference.

No financial adviser, dealer, salesperson or any other person has been authorized to give any information or to make any representations, other than those contained in this Prospectus, in connection with the offer contained in this Prospectus and, if given or made, such other information or representations must not be relied on as having been authorized by the Company, RMB Capital Management, LLC (the “Adviser”) or the Funds’ distributor (Quasar Distributors, LLC, the “Distributor”).

This Prospectus does not constitute an offer by the Company or by the Distributor to sell or a solicitation of an offer to buy any of the securities offered hereby in any jurisdiction to any person to whom it is unlawful for the Company or the Funds to make such an offer.

Investment Objectives, Principal Investment Strategies, Related Risks and Portfolio Holdings

SMALL CAP FUND

Investment Objective - Capital Appreciation

Principal Investment Strategy - The Small Cap Fund seeks to achieve its investment objective by investing, under normal market conditions, at least 80% of its assets in equity securities of companies with small market capitalizations. For this purpose, the Adviser defines a small capitalization company as any company with a market capitalization less than or equal to the largest market capitalization (determined at the time of investment) of any company in the Russell 2000[®] Index.

SMID CAP FUND

Investment Objective - Capital Appreciation

Principal Investment Strategy - The SMID Cap Fund seeks to achieve its investment objective by investing, under normal market conditions, at least 80% of its assets in equity securities of companies with small-to-medium market capitalizations. For this purpose, the Adviser defines a small-to-medium capitalization company as a company that has a market capitalization of between \$100 million and \$10 billion, which definition is applied at the time of purchase.

LARGE CAP FUND

Investment Objective - Capital Appreciation

Principal Investment Strategy - The Large Cap Fund seeks to achieve its investment objective by investing, under normal market conditions, at least 80% of its assets in equity securities of companies with large market capitalizations. For this purpose, the Adviser defines a large capitalization company as any company with a market capitalization in excess of \$5 billion, determined at the time of investment.

Additional Information Concerning Investment Objectives and Principal Investment Strategies

The investment objectives of the Funds may not be changed without a vote of a majority of the outstanding voting securities (as defined in the 1940 Act) of a particular Fund. Each Fund is diversified.

The Adviser actively manages the Small Cap Fund, SMID Cap Fund and Large Cap Fund by applying an economic return framework. This is a valuation model that uses cash flow to determine a company's value, rather than traditional accounting measures such as corporate performance, earnings and book value. The Adviser uses this methodology to identify attractively-priced companies, and as a result, the Small Cap Fund, SMID Cap Fund and Large Cap Fund invest in primarily growth and value-style equity securities.

The IronBridge Methodology.

All of the Funds are managed by the Adviser in accordance with the IronBridge Methodology. The IronBridge Methodology is a phased approach to the application of the economic return framework. This framework focuses on valuations of issuers based on cash flow as the determining factor in an issuer's intrinsic worth, rather than corporate performance, earnings or book value.

Small Cap Fund. The first phase in the decision-making process involves screening a broad equity universe of approximately 3,500 small market capitalization issuers to determine which look most promising based on analysis of several key determinants of success, such as capital investments, credit worthiness and sales momentum. From there, the Adviser narrows the list and evaluates approximately 600 companies, with a focus on each company's stage in its life cycle and the level, trend and sustainability of economic returns. This results in a potential "buy" list of 200 companies the Adviser believes are well-managed, and which are evaluated further to determine which stocks are most attractively priced. Following additional analysis of accounting numbers, financial statement data and recent corporate news, the Adviser arrives at a target price for each stock and makes risk/reward comparisons among all of the potential investments. The Adviser typically constructs the Small Cap Fund's portfolio of the approximately 80 to 120 holdings that result from this process, with close attention paid to the Russell 2000® Index sector weightings, which may result in a significant portion of the Small Cap Fund's assets being invested in particular sectors, such as the financial services sector. Stocks are sold or positions are reduced at a variety of times, including when they reach the target price, when there is a significant change in economic return trend, or when a position reaches 5% of the Small Cap Fund's net assets.

SMID Cap Fund. The first phase in the decision-making process involves screening a broad equity universe of approximately 3,000 small-to-medium market capitalization issuers to determine which look most promising based on analysis of several key determinants of success, such as capital investments, credit worthiness and sales momentum. From there, the Adviser narrows the list and evaluates approximately 600 companies, with a focus on each company's stage in its life cycle and the level, trend and sustainability of economic returns. This results in a potential "buy" list of 200 companies the Adviser believes are well-managed, and which are evaluated further to determine which stocks are most attractively priced. Following additional analysis of accounting numbers, financial statement data and recent corporate news, the Adviser arrives at a target price for each stock and makes risk/reward comparisons among all of the potential investments. The Adviser typically constructs the SMID Cap Fund's portfolio of the approximately 65 to 110 holdings that result from this process, with close attention paid to the Russell 2500® Index sector weightings, which may result in a significant portion of the SMID Cap Fund's assets being invested in particular sectors, such as the financial services sector. Stocks are sold or positions are reduced at a variety of times, including when they reach the target price, when there is a significant change in economic return trend, or when a position reaches 5% of the SMID Cap Fund's net assets.

Large Cap Fund. The first phase in the decision-making process involves screening a broad equity universe of approximately 1,000 large market capitalization issuers to determine which look most promising based on analysis of several key determinants of success, such as capital investments, credit worthiness, sales momentum and dividend growth. From there, the Adviser narrows the list and evaluates approximately 300 companies, with a focus on each company's stage in its life cycle and the level, trend and sustainability of economic returns. This results in a potential "buy" list of 150 companies the Adviser believes are well-managed, and which are evaluated further to determine which stocks are most attractively priced. Following additional analysis of accounting numbers, financial statement data and recent corporate news, the Adviser arrives at a target price for each stock and makes risk/reward comparisons among all of the potential investments. The Adviser typically constructs the Large Cap Fund's portfolio of the approximately 40 to 60 holdings that result from this process, with attention paid to the Russell 1000® Index sector weightings. Stocks are sold or positions are reduced at a variety of times, including when they reach the target price, when there is a significant change in the cash flow return on investment trend, or when a position reaches 5% of the Large Cap Fund's net assets.

Additional Information on Principal Risks of Investing in the Funds

The principal risks associated with investing in the Funds are described below and in the Fund Summaries at the front of this Prospectus.

	<i>Small Cap Fund</i>	<i>SMID Cap Fund</i>	<i>Large Cap Fund</i>
<i>Market Risk</i>	X	X	X
<i>Stock Selection Risk</i>	X	X	X
<i>Liquidity Risk</i>	X	X	X
<i>Equity Securities Risk</i>	X	X	X
<i>Management Risk</i>	X	X	X
<i>Growth Investing Risk</i>	X	X	X
<i>Value Investing Risk</i>	X	X	X
<i>ADR / GDR Risk</i>	X	X	X
<i>Loss of Money Risk</i>	X	X	X
<i>Small-to-Medium Capitalization Risk</i>	X	X	
<i>Financial Services Risk</i>	X	X	

Market Risk. The value of the stock market, as a whole, may increase or decline over time. The Funds' investments are subject to the risk of market decline, which may cause the value of the Funds' investments to fluctuate as well. If the value of the Funds' investments go down, you may lose money. The share prices of the Funds are expected to fluctuate. Your shares, at the time of redemption, may be worth more or less than your initial investment.

Stock Selection Risk. The stocks selected for the Funds may decline in value or not increase in value, even when the stock market in general is rising.

Liquidity Risk. Certain securities may be difficult or impossible to sell, for a number of reasons, at the time and price that the Adviser would like to sell them. The Adviser may have to lower the asking price, sell other securities instead of the securities it sought to sell, or forego an investment opportunity, any of which could have a negative effect on the Funds' management or performance.

Equity Securities Risk. The Funds invest primarily in equity securities, such as common stocks. Common stocks generally increase or decrease in value based on the earnings of the issuer and in reaction to general industry and market conditions. A Fund that invests a significant amount of its assets in equity securities is likely to have greater fluctuations in share price than a Fund that invests a significant portion of its assets in fixed income securities.

Management Risk. The Funds are actively managed by the Adviser using an economic return framework or a similar valuation process, as applied through the IronBridge Methodology. There is no guarantee that this valuation process or implementation methodology, or any other investment techniques used by the Adviser, will accurately estimate the market's view on the value of a particular company or produce the desired results.

Growth Investing Risk. The Funds invest in growth-style stocks. Investors often expect growth companies to increase their earnings at a certain rate. Failures by such companies to meet these expectations may result in sharp declines in the prices of these stocks, even if earnings do increase. In addition, growth stocks typically lack the dividend yield that can cushion stock prices in market downturns. This may result in a decline in the value of the Funds' investments.

Value Investing Risk. The Funds invest in value-style stocks. Value-style stocks are those that the Adviser believes will increase in value, pay dividends or are undervalued at the time of purchase. Value-style stocks may never increase in price or pay dividends as anticipated by the Adviser, or may decline if the market fails to recognize the company's

intrinsic value, if the factors that the Adviser believes will increase the price do not occur or if a stock is appropriately priced.

Loss of Money Risk. None of the Funds are money market funds and none of the funds are insured against loss. As a result, loss of money is a risk of investing in the Funds.

Small-to-Medium Capitalization Risk. The Small Cap Fund invests primarily in small-capitalization stocks and the SMID Cap Fund invests primarily in small-to-medium capitalization stocks. Securities of companies with small-to-medium market capitalizations are often more volatile and less liquid than investments in larger companies. The frequency and volume of trading in securities of smaller-to-medium sized companies may be substantially less than is typical of larger companies. Therefore, the securities of smaller-to-medium sized companies may be subject to greater and more abrupt price fluctuations. In addition, smaller-to-medium companies may lack the management experience, financial resources and product diversification of larger companies, making them more susceptible to market pressures. Generally, the smaller the company size, the greater these risks.

American Depositary Receipts (ADRs), Global Depositary Receipts (GDRs) and European Depositary Receipts (EDRs). The Funds may invest in U.S. dollar denominated ADRs of foreign companies or in U.S. dollar or foreign currency denominated GDRs and EDRs of foreign companies. ADRs are receipts typically issued by a U.S. bank or trust company evidencing its ownership of the underlying foreign securities, whereas GDRs and EDRs are bank receipts issued in more than one country evidencing ownership of the underlying foreign securities. The risks of ADRs, GDRs, and EDRs include many of the risks associated with investing directly in foreign securities such as those listed below.

Financial Services Risk. The financial services sector consists of several different industries that behave differently in different economic and market environments including for example: banking, insurance, and securities brokerage houses. Companies in the financial services sector include: commercial banks, industrial banks, savings institutions, finance companies, diversified financial services companies, investment banking firms, securities brokerage houses, investment advisory companies, leasing companies, insurance companies and companies providing similar services. Due to the wide variety of companies in the financial services sector, they may react in different ways to changes in economic and market conditions.

Risks of investing in the financial services sector include: (i) Systemic risk: factors outside the control of a particular financial institution – like the failure of another, significant financial institution or material disruptions to the credit markets – may adversely affect the ability of the financial institution to operate normally or may impair its financial condition; (ii) Regulatory actions: financial services companies may suffer setbacks if regulators change the rules under which they operate; (iii) Changes in interest rates: unstable and/or rising interest rates may have a disproportionate effect on companies in the financial services sector; (iv) Non-diversified loan portfolios: financial services companies whose securities the Funds may purchase may themselves have concentrated portfolios, such as a high level of loans to real estate developers, which makes them vulnerable to economic conditions that affect the industry in which they are concentrated; (v) Credit: financial services companies may have exposure to investments or agreements which, under certain circumstances, may lead to losses, for example sub-prime loans; and (vi) Competition: the financial services sector has become increasingly competitive.

Portfolio Holdings Disclosure

A description of the Company's policies and procedures with respect to the disclosure of the Funds' portfolio holdings is available (i) in the Funds' Statement of Additional Information (the "SAI") and (ii) on the Company's website at www.ironbridgefunds.net.

Investment Management

Adviser. Each of the Funds is managed by RMB Capital Management, LLC, a Delaware limited liability company. The Adviser is located at 115 South LaSalle, 34th Floor, Chicago, Illinois 60603. The Adviser is an investment adviser registered with the U.S. Securities and Exchange Commission. The Adviser, founded in 2005, is an independent diversified financial services firm with approximately \$8.4 billion in assets under management, as of September 30, 2017, that provides advisory and investment services to individuals, institutions, and employers, utilizing both internally and externally managed investment products.

The Adviser is a wholly-owned subsidiary of RMB Capital Holdings LLC. The Adviser commenced service as the investment adviser to the Funds effective June 24, 2017. Management fees paid by each Fund to the Adviser, and the expense limits agreed to by the Adviser (discussed below), did not change from those of the Fund's former investment adviser as a result of RMB being approved.

The Adviser provides continuous advice and recommendations concerning each Fund's investments and is responsible for selecting the broker-dealers who execute the portfolio transactions. The Adviser's compensation for providing investment advisory services to the Funds is based upon each Fund's average daily net assets at the following rates:

Fund	Advisory Fee	Advisory Fee After Application of Fee Waiver and Expense Reimbursement For the Fiscal Year Ended June 30, 2017
Small Cap Fund	1.00%	1.00%
SMID Cap Fund	0.85%	0.84%
Large Cap Fund	0.65%	0.34%

Fee Waiver and Expense Reimbursement Arrangements. The Adviser has contractually agreed to reduce its compensation due from and/or assume expenses of all of the Funds to the extent necessary to ensure that each Fund's operating expenses (excluding taxes, interest, brokerage commissions and expenses incurred in connection with investing in other investment companies, called "acquired fund fees and expenses" or "AFFE", if any, and other extraordinary expenses) do not exceed the threshold amounts applicable to each Fund. The "Annual Fund Operating Expenses" table in the Summary Prospectuses of each of the SMID Fund and Large Cap Fund, and the footnotes thereto, provide the respective threshold amount for each of those Funds, reflect this contractual agreement with respect to each of those Funds and provide other information regarding this contractual agreement. However, the contractual agreement with respect to the Small Cap Fund was not reflected in that Fund's Summary Prospectus because that Fund's operating expenses (excluding AFFE) were below the threshold amount (1.10% of the Small Cap Fund's average net assets). The fee waiver and expense reimbursement agreement with respect to each Fund is in effect until November 1, 2018, with successive renewal terms of one year thereafter unless terminated by the Company or the Adviser prior to any such renewal. Prior to the date above, the fee waiver and expense reimbursement agreement with respect to each Fund can be terminated by the Company's Board of Directors (the "Board of Directors") or shareholders. To the extent the Adviser waives its compensation and/or absorbs expenses to satisfy the expense cap with respect to a Fund, the Adviser may seek repayment by the applicable Fund of a portion or all of such amounts at any time within three years from the date on which such amounts were waived or absorbed, provided that the Fund is able to make the repayment without exceeding the lesser of the expense cap in effect at the time of the waiver or in effect at the time of the repayment.

A discussion regarding the Board of Directors' basis for approving the investment advisory agreement with the Adviser is included in the Funds' annual report for the period ended June 30, 2017.

Portfolio Managers. The portfolio of each of the Small Cap Fund and SMID Cap Fund is jointly and primarily managed by Christopher C. Faber, Jeffrey B. Madden and Thomas W. Fanter. Mr. Faber has been a portfolio manager of the Adviser since 2017. Prior to that, Mr. Faber was the President and a portfolio manager of IronBridge Capital Management, L.P. ("IronBridge") from 1999 to 2017 (IronBridge was the Adviser to the Funds prior to June 24, 2017). Mr. Faber was a founding partner of HOLT Value Associates, L.P., the former parent company of IronBridge, from May 1986 to April 1999. Mr. Madden has been a portfolio manager of the Adviser since 2017, and was a portfolio

manager of IronBridge from 2000 to 2017. Mr. Madden was a consultant with Accenture from 1998 to 2000. Mr. Fanter has been a portfolio manager and senior equity analyst of the Adviser since 2017. Mr. Fanter previously worked for IronBridge, beginning in 2004 as an equity analyst. Mr. Fanter holds a B.S. in Industrial Engineering and Management Sciences from Northwestern University, and an M.B.A. from Northwestern's Kellogg School of Management with concentrations in Accounting and Finance. Messrs. Faber, Madden and Fanter review and approve the analysts' recommendations and make the final buy and sell decisions for each of the Small Cap Fund and SMID Cap Fund.

The Large Cap Fund is jointly and primarily managed by Paul Murphy, Charles Henness and John O'Connor. Mr. Murphy has been a portfolio manager of the Adviser since 2017. Previously, Mr. Murphy was a portfolio manager of IronBridge from 2005 to 2017. From 1997 to 2005, Mr. Murphy worked for Credit Suisse analyzing portfolios, providing buy/sell recommendations and educating clients. He has earned the right to use the Chartered Financial Analyst designation. Mr. Henness has been a portfolio manager and senior equity analyst of the Adviser since 2017. Mr. Henness previously worked for IronBridge, first as an operations manager, then a research team member, and finally a portfolio manager. Prior to joining IronBridge, he was a Manager in Investment Operations at Zurich Scudder Investments. Mr. Henness received his B.S. in Accountancy from the University of Illinois in 1997 and earned his CFA charter in 2003. Mr. O'Connor joined the Adviser in 2017 as a portfolio manager. From 2006 to 2017, he was an equity analyst and later a portfolio manager for IronBridge. Mr. O'Connor received his B.S. in Finance from Butler University in 1996, graduated with honors from Northwestern University's Kellogg School of Management in 2005 and is a CFA charter holder.

The SAI provides additional information about the Funds' portfolio managers, including other accounts they manage, their ownership of Fund shares and their compensation.

Shareholder Information

How to Purchase Shares. Shares of the Funds are sold on a continuous basis at net asset value ("NAV"). Each Fund's NAV is determined as of the close of trading on the New York Stock Exchange (the "NYSE") (generally 4:00 p.m., Eastern Time) on each day the NYSE is open. The NAV is determined by adding the value of a Fund's investments, cash and other assets, subtracting the liabilities and then dividing the result by the total number of shares outstanding. Your purchase price will be a Fund's NAV next determined after the Fund receives your request in "good order" (described below).

When making a purchase request, make sure your request is in good order. "Good order" means your purchase request includes:

- the *name* of the applicable Fund;
- the *class* of shares to be purchased;
- the *dollar* amount of shares to be purchased;
- your account *application* or investment stub; and
- a check payable to IronBridge Funds, Inc. or a wire transfer received by the applicable Fund.

The Funds do not consider the U.S. Postal Service or other independent delivery services to be its agents. Deposit in the mail or with a delivery service does not constitute receipt by the Transfer Agent. A confirmation indicating the details of the transaction will be sent to you promptly. Shares are credited to your account, but certificates are not issued. However, you will have full shareholder rights.

Minimum Initial and Subsequent Investments. All of the Funds' shares are subject to certain minimum initial and subsequent investment restrictions, which restrictions are disclosed in each Fund's summary prospectus. The investment minimums are waived for investments by qualified employee benefit plans. Investment minimums may also be waived or reduced at the Funds' or the Adviser's discretion for certain registered investment advisers, broker-dealers, fee-based programs at broker-dealers and individuals accessing accounts through registered investment advisers. Further, these amounts may be waived or reduced by the Adviser, in its discretion, provided that any such waiver must be consistent with the Company's policies and procedures.

The Funds reserve the right to change or waive these minimums at any time. You will be given at least 30 days' notice of any increase in the minimum dollar amount of purchases.

Mail and Wire Transfer Information. Investments may be made by mail or wire.

You may purchase shares of the Funds by completing an application and mailing it along with a check payable to “IronBridge Funds, Inc.” to: IronBridge Funds, Inc., c/o U.S. Bancorp Fund Services, LLC, P.O. Box 701, Milwaukee, Wisconsin 53201-0701. For overnight deliveries, please use IronBridge Funds, Inc., c/o U.S. Bancorp Fund Services, LLC, 615 East Michigan Street, Milwaukee, Wisconsin 53202. The Funds will not accept payment in cash or money orders. To prevent check fraud, the Funds will not accept third party checks, Treasury checks, credit card checks, traveler’s checks or starter checks for the purchase of shares. The Funds are unable to accept post-dated checks or any conditional order or payment. Purchases must be made in U.S. dollars and all checks must be drawn on a U.S. bank. If your check does not clear, you will be charged a \$25 service fee. You will also be responsible for any losses suffered by a Fund as a result. In the event a shareholder is unable to make the Fund whole in such a case, the Adviser will generally be responsible for any losses, with the right to seek indemnification or contribution from other parties. All applications to purchase shares of the Funds are subject to acceptance by the Company and are not binding until so accepted. The Company reserves the right to reject an application in whole or in part.

Alternatively, you may place an order to purchase shares of the Funds through financial intermediaries, such as fund supermarkets, or through broker-dealers who are authorized by the Distributor to sell shares of the Funds (collectively, “Financial Intermediaries”), who may charge a transaction fee for placing orders to purchase Fund shares. It is the responsibility of the Financial Intermediary to place the order with the Fund on a timely basis. A Fund will be deemed to have received a purchase or redemption order when a Financial Intermediary, or its authorized designee, receives the request in good order. Some Financial Intermediaries may charge transaction fees to their clients or have policies or procedures that differ from those set forth in this Prospectus. Please consult your Financial Intermediary regarding fee information and procedures for purchasing and selling shares of the Funds.

Important Information about Procedures for Opening a New Account. The Company, on behalf of the Funds, is required to comply with various anti-money laundering laws and regulations. To help the government fight the funding of terrorism and money laundering activities, Federal law requires all financial institutions, including mutual funds, to obtain, verify and record information that identifies each person who opens an account. Consequently, the Transfer Agent will verify certain information on your account application as part of the Funds’ Anti-Money Laundering Program. As requested on the application, you must supply your full name, date of birth, social security number and permanent street address. We may also ask for other identifying documents or information. Mailing addresses containing only a P.O. Box will not be accepted. Please contact the Transfer Agent at 1-877-861-7714 if you need additional assistance when completing your application.

If we do not have a reasonable belief of your identity, the account will be rejected or you will not be allowed to perform a transaction on the account until such information is received. The Funds also reserve the right to close the account within five business days if clarifying information and/or documentation is not received. If at any time a Fund detects suspicious behavior or if certain account information matches government lists of suspicious persons, the Fund may determine not to open an account, may close an existing account, may file a suspicious activity report or may take other action. Any delay in processing your order will affect the purchase price you receive for your shares. The Company and the Transfer Agent are not liable for fluctuations in NAV experienced as a result of such delays in processing.

In order to purchase shares, you must reside in a jurisdiction where Fund shares may lawfully be offered for sale. Shares of the Funds have not been registered for sale outside of the United States except to investors with United States military APO or FPO addresses. The Fund may not be sold to investors residing outside the United States and its territories, except upon evidence of compliance with the laws of the applicable foreign jurisdictions.

If you purchase shares of a Fund by check and request the redemption of such shares, payment of the redemption proceeds may be delayed for up to 12 calendar days in order to ensure that the check has cleared. This is a security precaution only and does not affect your investment.

Initial Investment by Wire. In addition, you may purchase shares of the Funds by wire. Instruct your bank to use the following instructions when wiring funds:

Wire to: U.S. Bank, N.A.
777 East Wisconsin Avenue
Milwaukee, WI 53202
ABA #: 075000022

Credit: U.S. Bancorp Fund Services, LLC
Account #: 112-952-137

Further credit: IronBridge Funds, Inc.
Your name and account number

If you are making an initial investment in a Fund, before you wire funds, please contact the Transfer Agent by phone to make arrangements with a telephone service representative to submit your completed application via mail, overnight delivery, or facsimile. Upon receipt of your application, your account will be established and a service representative will contact you within 24 hours to provide an account number and to confirm the wiring instructions.

The Funds are not responsible for the consequences of delays resulting from the banking or Federal Reserve wire system. Wired funds must be received prior to 4:00 p.m. Eastern Time to be eligible for same day pricing.

Investing by Telephone. If your account has been open for 15 days, and you accepted Telephone Options on the Account Application, you may purchase additional shares by calling the Funds toll free at 877-861-7714. You must also have submitted a voided check to have banking information established on your account. This option allows investors to move money from their bank account to their Fund account upon request. Only bank accounts held at domestic financial institutions that are Automated Clearing House (“ACH”) members may be used for telephone transactions. The minimum telephone purchase amount is \$1,000. If your order is received by the Transfer Agent prior to the close of the NYSE (generally 4:00 p.m., Eastern Time), shares will be purchased in your account at the applicable price determined on the day your order is placed.

Subsequent Investments. You may make additions to your account by mail or by wire. When making an additional purchase by mail, enclose a check payable to “IronBridge Funds, Inc.” along with the additional investment form provided on the lower portion of your account statement.

Subsequent Investments By Wire. To make an additional purchase by wire, please contact the Transfer Agent to advise them of your intent to wire funds. This will ensure prompt and accurate credit upon receipt of your wire. To make an additional investment by wire, please follow the wire instructions used to open an account.

How to Redeem Shares. You may request redemption of part or all of your Fund shares at any time. The price you receive will be the NAV next determined after a Fund receives your request in good order. Once your redemption request is received in good order, the Fund normally will mail or send your redemption proceeds to the bank you indicated the next business day and, in any event, no later than seven calendar days after receipt of a redemption request. However, where securities have been sold to generate cash for payment of a redemption, your redemption proceeds will not be paid until the first business day after the sales proceeds are received by a Fund which, in some cases, may be received (and therefore paid) later than seven calendar days after receipt of a redemption request. Also, the Funds may hold payment of your redemption proceeds until the Transfer Agent is reasonably satisfied that the purchase check has cleared, which may be up to 12 calendar days. In addition to the redemption procedures described below, redemptions may also be made through Financial Intermediaries who may charge a commission or other transaction fee.

Written Redemption. To redeem shares in a Fund please furnish a written, unconditional request to: IronBridge Funds, Inc., c/o U.S. Bancorp Fund Services, LLC, P.O. Box 701, Milwaukee, Wisconsin, 53201-0701. For written redemption requests sent via overnight delivery, please use IronBridge Funds, Inc., c/o U.S. Bancorp Fund Services, LLC, 615 East Michigan Street, Milwaukee, Wisconsin 53202. Your request must (i) be signed exactly as the shares are registered, including the signature of each owner and (ii) specify the number of Fund shares or dollar amount to be redeemed. The Transfer Agent may request additional documentation from corporations, executors, administrators, trustees, guardians, agents or attorneys-in-fact. Redemption proceeds may be wired to a commercial bank authorized on your

account. Please note that if you redeem shares by wire, you may be charged a \$15 service fee. If you have redeemed all of your shares, the wire fee would be deducted from the redemption proceeds. If you have only redeemed a portion of your account, the fee will be deducted from the remaining balance in your account. If the dollar amount requested to be redeemed is greater than the current value of your account, your entire account balance may be redeemed.

Shareholders who have an IRA or other retirement plan must indicate on their written redemption request whether or not to withhold federal income tax. Redemption requests failing to indicate an election not to have tax withheld will generally be subject to 10% withholding. If you hold your shares through an IRA, you may redeem shares by telephone. IRA investors will be asked whether or not to withhold taxes from any distribution.

Telephone Redemption. If you accepted telephone options on your Account Application, you may redeem shares, by instructing the Funds by phone at 877-861-7714. Telephone redemptions will not be made if you have notified the Transfer Agent of a change of address within 30 calendar days before the redemption request.

When placing telephone transactions, you may be responsible for any fraudulent telephone orders as long as the Funds have taken reasonable precautions to verify your identity. In addition, once you place a telephone transaction request, it cannot be canceled or modified.

During periods of significant economic or market change, telephone transactions may be difficult to complete. If you are unable to contact the Funds by telephone, you may also mail the requests to the Funds at the address listed previously in the “How to Purchase Shares” section.

Telephone trades must be received by or prior to market close. During periods of high market activity, shareholders may encounter higher than usual call waiting times. Please allow sufficient time to ensure that you will be able to complete your telephone transaction prior to market close. The Funds are not responsible for delays due to communications or transmission outages.

Neither the Funds nor any of their service providers will be liable for any loss or expense in acting upon instructions that are reasonably believed to be genuine. If an account has more than one owner or authorized person, the Funds will accept telephone instructions from any one owner or authorized person. To confirm that all telephone instructions are genuine, the Funds will use reasonable procedures, such as requesting:

- that you correctly state your Fund account number;
- the name in which your account is registered; or
- the Social Security or taxpayer identification number under which the account is registered.

Purchases In Kind. Shares of each Fund may be purchased “in kind,” subject to the approval of the Adviser and its determination that the securities are acceptable investments for a Fund and that they have a value that is readily ascertainable in accordance with a Fund’s valuation policies. In an in kind purchase, investors transfer securities to a Fund in exchange for Fund shares. Securities accepted by a Fund in an in kind purchase will be valued at market value. In general, an investor transferring securities for shares will recognize a gain or loss, for federal income tax purposes, on an in kind purchase of a Fund, calculated as if the investor had sold the securities for their fair market value and used the proceeds to purchase shares of a Fund.

The Funds typically expect that a fund will hold cash or cash equivalents to meet redemption requests. The Funds may also use the proceeds from the sale of portfolio securities to meet redemption requests if consistent with the management of the Funds. These redemption methods will be used regularly and may also be used in stressed market conditions. The Funds reserve the right to redeem in-kind as described below. Redemptions in-kind are typically used to meet redemption requests that represent a large percentage of a fund’s net assets in order to minimize the effect of large redemptions on the fund and its remaining shareholders. Redemptions in-kind may be used regularly in circumstances as described above, and may also be used in stressed market conditions. The Funds have in place a line of credit that may be used to meet redemption requests during stressed market conditions.

Redemptions In Kind. Each Fund reserves the right to make a “redemption in kind” (a payment in portfolio securities rather than cash) if the amount you are redeeming is in excess of the lesser of (i) \$250,000 or (ii) 1% of the Fund’s assets.

In such cases, you may incur brokerage costs in converting these securities to cash and bear any market risks associated with such securities until they are converted into cash. In-kind redemptions do not have to constitute a cross-section of a Fund's portfolio. A redemption in kind is treated as a taxable transaction and a sale of the redeemed shares, generally resulting in capital gain or loss to you, subject to certain loss limitation rules.

Signature Guarantees. Signature guarantees, from either a Medallion program member or a non-Medallion program member, are required in the following circumstances:

- for redemption proceeds payable or sent to any person, address or bank account not on record;
- for requests to wire redemption proceeds (if not previously authorized on the account);
- for redemption requests submitted within 30 calendar days of an address change;
- when changing account ownership;
- in other situations deemed necessary by the Transfer Agent or the Funds to protect against the possibility of fraud.

A signature guarantee may be obtained from any bank, savings and loan association, credit union, brokerage firm or other eligible guarantor institution, but not a notary public.

Non-financial transactions, including, but not limited to, establishing or modifying certain services on an account, may require a signature guarantee, signature verification from a Signature Validation Program member, or other acceptable form of authentication from a financial institution source.

Account Termination. Your account may be terminated by a Fund on not less than 30 days' notice if the value of the shares in an account falls below \$10,000 as a result of redemptions. Upon any such termination, a check for the redemption proceeds will be sent to the address of record within seven calendar days of the redemption.

Market Timing Policy. Market timing activity, which involves short-term trading into and out of a Fund, may harm a Fund's performance by disrupting investment strategies, increasing brokerage, administrative and other Fund expenses, decreasing tax efficiency and/or diluting the value of Fund shares held by long-term shareholders. The Board of Directors of the Funds has approved policies that seek to detect and discourage market timing activity in the Funds (the "Market Timing Policy"). The Funds or the Adviser may determine from the amount, frequency and pattern of exchanges that a shareholder is engaged in excessive trading that is detrimental to a Fund or its other shareholders.

Pursuant to the Market Timing Policy, a Fund may decline to accept an application or may reject a purchase request, including an exchange, from a market timer or an investor who, in the Adviser's sole discretion, has a pattern of short-term or excessive trading or whose trading has been or may be disruptive to the Fund. The Market Timing Policy generally does not allow for frequent purchases and redemptions of Fund shares by shareholders. In addition, the Funds reserve the right to reject any purchase, including an exchange, that could adversely affect a Fund or its operations. The Funds, the Adviser and their affiliates are prohibited from entering into arrangements with any shareholder or other person to permit frequent purchases and redemptions of Fund shares.

Each Fund monitors and enforces the Market Timing Policy through:

- the termination of a shareholder's purchase and/or exchange privileges;
- selective monitoring of trade activity; and
- regular reports to the Board of Directors by the Funds' Chief Compliance Officer regarding any unusual trading activity.

The Adviser and the Distributor have entered into shareholder information agreements with Financial Intermediaries, which enable the Adviser and the Distributor to request information to assist in monitoring for excessive short-term trading activity of individual shareholders within omnibus accounts. Omnibus accounts are accounts maintained by Financial Intermediaries on behalf of multiple beneficial shareholders. In some cases, the Funds may rely on the market

timing policies of Financial Intermediaries, even if those policies are different from the Funds' policy, when the Funds believe that the policies are reasonably designed to prevent excessive trading practices that are detrimental to the Funds. If inappropriate trading is detected in an omnibus account, the Funds may request that the Financial Intermediary take action to prevent the underlying shareholder from engaging in such trading and to enforce the Funds' or the Financial Intermediary's market timing policy. There may be legal and technological limitations on the ability of Financial Intermediaries to restrict the trading practices of their clients, and they may impose restrictions or limitations that are different from the Funds' policies. As a result, the Funds' ability to monitor and discourage excessive trading practices in omnibus accounts may be limited.

State Inactivity. Your mutual fund account may be transferred to your state of residence if no activity occurs within your account during the "inactivity period" specified in your State's abandoned property laws. Such periods and laws vary from state to state and you are responsible for determining your State's laws.

Lost Shareholder. It is important that the Fund maintain a correct address for each investor. An incorrect address may cause an investor's account statements and other mailings to be returned to the Fund. Based upon statutory requirements for returned mail, the Fund will attempt to locate the investor or rightful owner of the account. If the Fund is unable to locate the investor, then they will determine whether the investor's account can legally be considered abandoned. The Fund may be legally obligated, depending on state law, to escheat (or transfer) abandoned property to the appropriate state's unclaimed property administrator in accordance with statutory requirements. The investor's last known address of record determines which state has jurisdiction.

Householding. In an effort to decrease costs, the Funds intend to reduce the number of duplicate prospectuses and Annual and Semi-Annual Reports you receive by sending only one copy of each to those addresses shared by two or more accounts and to shareholders we reasonably believe are from the same family or household. Once implemented, if you would like to discontinue householding for your accounts, please call toll-free at 1-877-861-7714 to request individual copies of these documents. Once the Funds receive notice to stop householding, we will begin sending individual copies thirty days after receiving your request. This policy does not apply to account statements.

Distribution Arrangements

Shares of the Funds may be offered through Financial Intermediaries. If you purchase Fund shares through a Financial Intermediary, you may be subject to different fees or policies than those set forth in this Prospectus.

Payments to Financial Intermediaries. From time to time, the Distributor or an affiliate may enter into arrangements with brokers or other Financial Intermediaries pursuant to which such parties agree to perform sub-transfer agent, record-keeping, administrative or other services on behalf of their clients who are shareholders of the Funds. Pursuant to these arrangements, the Distributor or an affiliate may make payments to Financial Intermediaries for services provided to clients who hold shares of the Funds through omnibus accounts. In some circumstances, the Funds may directly pay the intermediary for performing transfer agent and related services, provided that the aggregate fee does not exceed what the Funds would pay the Transfer Agent if the intermediary's clients were direct shareholders of the Funds. In addition, the Distributor or an affiliate may pay additional compensation to certain Financial Intermediaries. Under these arrangements, the Distributor or an affiliate may make payments from their own resources, and not as an additional charge to a Fund, to a Financial Intermediary to compensate it for distribution and marketing services, including the opportunity to distribute the Funds. For example, the Distributor or an affiliate may compensate Financial Intermediaries for providing the Funds with "shelf space" or access to a third party platform or fund offering list or other marketing programs, including, without limitation, inclusion of the Funds on preferred or recommended sales lists, mutual fund "supermarket" platforms, other formal sales programs and other forms of marketing support. The amount of these payments is determined from time to time by the Distributor or an affiliate and may differ among such Financial Intermediaries based upon one or more of the following factors: gross sales, current assets, the number of accounts of a Fund held by the Financial Intermediaries or other factors agreed to by the parties. The receipt of (or prospect of receiving) such compensation may provide the intermediary and its salespersons with an incentive to favor sales of Fund shares over other investment alternatives. You may wish to consider whether such arrangements exist when evaluating recommendations from an intermediary.

Exchange Privilege

You may exchange all or a portion of your investment from one Fund to another series of the Company at any time by written request or by telephone if you meet the minimum investment requirements for the Fund into which you would like to exchange. The value of the shares to be exchanged and the price of the shares being purchased will be the NAV next determined after receipt of instructions for exchange in good order. An exchange from one Fund to another is treated, for federal income tax purposes, as a sale of the shares to be exchanged at their NAV and a subsequent use of the sales proceeds to purchase the replacement shares, and will result in the realization of a capital gain or loss determined by reference to your adjusted basis in the shares to be exchanged and the NAV of those shares on the date of the exchange. Exchanges are not tax-free. Exchange requests should be directed to: IronBridge Funds, Inc., c/o U.S. Bancorp Fund Services, LLC, P.O. Box 701, Milwaukee, Wisconsin 53201-0701. For written exchange requests sent via overnight delivery, please use IronBridge Funds, Inc., c/o U.S. Bancorp Fund Services, LLC, 615 East Michigan Street, Milwaukee, Wisconsin 53202.

Exchange requests may be subject to limitations under the Market Timing Policy to ensure that the exchanges do not disadvantage a Fund or its shareholders. The Company reserves the right to modify or terminate the exchange privilege upon 60 days' written notice to each shareholder prior to the modification or termination taking effect.

Valuation of Fund Shares

Shares of a Fund are sold at their NAV. The NAV for a Fund is calculated using the market value of the Fund's investments and is determined as of the close of trading (generally 4:00 p.m. Eastern Time) on each day the NYSE is open for business. The Funds do not determine NAV on days the NYSE is closed. The NYSE is closed on New Year's Day, Martin Luther King, Jr. Day, Presidents' Day, Good Friday, Memorial Day, Independence Day, Labor Day, Thanksgiving Day and Christmas Day. The price at which a purchase order or redemption request is effected is based on the next calculation of NAV after the Funds receive your transaction request in good order.

In determining a Fund's NAV, each equity security traded on a securities exchange, including Nasdaq, is valued at the closing price on the exchange on which the security is principally traded. Exchange-traded securities for which there were no transactions on a given day and securities not listed on a securities exchange are valued at the most recent bid price. Short-term investments maturing within 60 days are valued at amortized cost, which approximates fair value.

Any securities or other assets for which market valuations are not readily available or are unreliable are valued at fair value as determined by the Adviser in good faith and in accordance with procedures approved by the Funds' Board of Directors. Consequently, the price of a security used by a Fund to calculate its NAV may differ from the quoted or published price for the same security. A Fund may use fair value pricing if, for example, trading in a particular security is halted and does not resume before the Fund calculates its NAV or the exchange on which a security is traded closes early. Fair value pricing involves subjective judgments and it is possible that the fair value determined for a security is materially different from the value that could be realized upon the sale of that security.

A Fund's securities may be listed on foreign exchanges that trade on days when the Fund does not calculate NAV. As a result, the market value of a Fund's investments may change on days when you cannot purchase or sell Fund shares. In addition, a foreign exchange may not value its listed securities at the same time that a Fund calculates its NAV. If a significant event occurs in a foreign market after the close of the exchange that may affect a security's value, such security may be valued at its fair value pursuant to the procedures discussed above. The Board of Directors may rely on the recommendations of a fair value pricing service it has retained to assist in valuing foreign securities. The fair value pricing service may employ quantitative models in determining fair value.

Portfolio Holdings Disclosure Policy

A description of the Funds' policies and procedures with respect to the disclosure of each Fund's portfolio securities is available in the SAI.

Distributions and Federal Income Tax Treatment

As with any investment, you should consider how your investment in a Fund will be taxed. If your account is not a retirement account or other tax-advantaged savings plan (or you are not otherwise exempt from income tax), you should be aware of the following tax implications. This section is not intended to be a full discussion of federal income tax laws and the effect of such laws on you, and is only a summary based on relevant laws effective as of the date of this Prospectus. There may be other federal, state or local tax considerations applicable to a particular investor. You are urged to consult your own tax adviser. Additionally, please see the Funds' Statement of Additional Information for more information about taxes.

Taxes on Distributions. Each Fund intends to distribute substantially all of its investment company taxable income and net capital gain, if any, to shareholders at least annually. For federal income tax purposes, distributions from a Fund's investment company taxable income (which includes dividends, interest, the excess of any net short-term capital gains over long-term capital loss, and net gains from foreign currency transactions), if any, generally will be taxable to you as ordinary income whether reinvested in additional Fund shares or received in cash, unless such distributions are attributable to and designated by the Fund as "qualified dividend income" (as defined in the Internal Revenue Code of 1986, as amended (the "Code")) eligible for the reduced rate of tax on long-term capital gains. As of the date of this Prospectus, the maximum rate applicable to long-term capital gains, and thus, to qualified dividend income, is set at 20%. In addition to the foregoing, distributions from your account may be subject to additional taxes, such as the Medicare contribution tax, depending upon your financial situation.

If a Fund designates distributions of net capital gains (the excess of net long-term capital gains over short-term capital losses) as "capital gain dividends," then such distributions will be taxable as long-term capital gains whether reinvested in additional Fund shares or received in cash and regardless of the length of time you have owned your shares. Each Fund will inform shareholders of the source and tax status of all distributions promptly after the close of each calendar year.

When a Fund makes a distribution, the Fund's NAV decreases by the amount of the payment. If you purchase shares shortly before a distribution, you will, nonetheless, be subject to income taxes on the distribution, even though the value of your investment (plus cash received, if any) remains the same. Each Fund expects that, because of its respective investment objective, its distributions will consist primarily of capital gains. All distributions will automatically be reinvested in shares of the Fund at the then prevailing NAV unless you specifically request that either distributions of investment company taxable income or net capital gains or both be paid in cash. If you elect to receive distributions in cash, and the U.S. Postal Service cannot deliver the check, or if a check remains outstanding for six months, the Fund reserves the right to reinvest the distribution check in your account, at the Fund's current NAV, and to reinvest all subsequent distributions.

The election to receive distributions in cash or reinvest them may be changed by telephone by calling 1-877-861-7714 or writing to: IronBridge Funds, Inc., c/o U.S. Bancorp Fund Services, LLC, P.O. Box 701, Milwaukee, Wisconsin 53201-0701. For overnight deliveries, please use IronBridge Funds, Inc., c/o U.S. Bancorp Fund Services, LLC, 615 East Michigan Street, Milwaukee, Wisconsin 53202. Such notice must be received at least five business days prior to the record date of any distribution.

Taxes on Transactions. Your redemption of Fund shares may result in a taxable gain or loss to you, depending on whether the redemption proceeds are more or less than your adjusted basis in the redeemed shares (generally, the amount you paid for the shares). As discussed above under "Exchange Privilege," an exchange of Fund shares for shares in any other Fund generally will have similar tax consequences to a redemption of Fund shares.

Withholding. If you do not furnish a Fund with your correct Social Security Number or Taxpayer Identification Number and/or the Fund receives notification from the Internal Revenue Service requiring back-up withholding, the Fund is required by federal law to withhold federal income tax from your distributions and redemption proceeds, currently at a rate of 28% for U.S. residents.

Financial Highlights

The financial highlights table is intended to help you understand each Fund's financial performance for the past five years. Certain information reflects financial results for a single Fund share. The total returns in the table represent the rate that an investor would have earned (or lost) on an investment in the respective Fund (assuming reinvestment of all dividends and distributions, if any). This information has been audited by Ernst & Young, LLP, whose report is included in the Funds' Annual Report for the period ended June 30, 2017, which is available upon request.

IRONBRIDGE SMALL CAP FUND

For a capital share outstanding throughout the year

	Year Ended June 30, 2017	Year Ended June 30, 2016	Year Ended June 30, 2015	Year Ended June 30, 2014	Year Ended June 30, 2013
Net Asset Value, Beginning of Year	\$17.91	\$19.97	\$22.96	\$19.72	\$17.80
INCOME (LOSS) FROM INVESTMENT OPERATIONS:					
Net investment income	0.03	0.03	—	0.00 ⁽¹⁾	0.10
Net realized and unrealized gain (loss) on investments	2.09	(0.49)	1.33	4.18	3.10
Total Income (Loss) from Investment Operations	2.12	(0.46)	1.33	4.18	3.20
LESS DISTRIBUTIONS:					
From net investment income	(0.04)	(0.01)	—	(0.02)	(0.09)
From net realized gain on investments	(0.66)	(1.59)	(4.32)	(0.92)	(1.19)
Total Distributions	(0.70)	(1.60)	(4.32)	(0.94)	(1.28)
Net Asset Value, End of Year	\$19.33	\$17.91	\$19.97	\$22.96	\$19.72
Total Return	11.90%	(1.94)%	7.14%	21.50%	19.14%
SUPPLEMENTAL DATA AND RATIOS:					
Net assets, end of year (in thousands)	\$295,401	\$422,127	\$443,004	\$476,639	\$539,606
Ratio of expenses to average net assets	1.10%	1.09%	1.09%	1.09%	1.07%
Ratio of net investment income (loss) to average net assets	0.15%	0.19%	(0.04)%	(0.02)%	0.42%
Portfolio turnover rate	32%	31%	31%	31%	10%

⁽¹⁾ *Less than one cent per share.*

IRONBRIDGE SMID CAP FUND*For a capital share outstanding throughout the year*

	Year Ended June 30, 2017	Year Ended June 30, 2016	Year Ended June 30, 2015	Year Ended June 30, 2014	Year Ended June 30, 2013
Net Asset Value, Beginning of Year	\$12.93	\$13.61	\$16.31	\$14.12	\$12.02
INCOME (LOSS) FROM INVESTMENT OPERATIONS:					
Net investment income	0.02	0.02	0.01	0.02	0.07
Net realized and unrealized gain (loss) on investments	1.33	0.08	0.33	2.99	2.48
Total Income (Loss) from Investment Operations	1.35	0.10	0.34	3.01	2.55
LESS DISTRIBUTIONS:					
From net investment income	(0.03)	—	(0.01)	(0.03)	(0.07)
From net realized gain on investments	(2.13)	(0.78)	(3.03)	(0.79)	(0.38)
Total Distributions	(2.16)	(0.78)	(3.04)	(0.82)	(0.45)
Net Asset Value, End of Year	\$12.12	\$12.93	\$13.61	\$16.31	\$14.12
Total Return	11.28%	1.07%	3.34%	21.78%	21.80%
SUPPLEMENTAL DATA AND RATIOS:					
Net assets, end of year (in thousands)	\$310,879	\$394,652	\$725,952	\$877,458	\$999,284
Ratio of expenses to average net assets					
Before waivers and reimbursements	0.96%	0.99%	0.96%	0.94%	0.92%
Net of waivers and reimbursements	0.95%	0.95%	0.95%	0.94%	0.92%
Ratio of net investment income to average net assets					
Before waivers and reimbursements	0.11%	0.07%	0.04%	0.10%	0.48%
Net of waivers and reimbursements	0.12%	0.11%	0.05%	0.10%	0.48%
Portfolio turnover rate	34%	31%	37%	56%	29%

IRONBRIDGE LARGE CAP FUND*For a capital share outstanding throughout the year*

	Year Ended June 30, 2017	Year Ended June 30, 2016	Year Ended June 30, 2015	Year Ended June 30, 2014	Year Ended June 30, 2013
Net Asset Value, Beginning of Year	\$12.71	\$12.79	\$13.18	\$11.09	\$9.71
INCOME (LOSS) FROM INVESTMENT OPERATIONS:					
Net investment income	0.11	0.10	0.09	0.08	0.10
Net realized and unrealized gain (loss) on investments	1.59	0.43	0.70	2.51	1.50
Total Income (Loss) from Investment Operations	1.70	0.53	0.79	2.59	1.60
LESS DISTRIBUTIONS:					
From net investment income	(0.10)	(0.09)	(0.08)	(0.08)	(0.08)
From net realized gain on investments	(0.25)	(0.52)	(1.10)	(0.42)	(0.14)
Total Distributions	(0.35)	(0.61)	(1.18)	(0.50)	(0.22)
Net Asset Value, End of Year	\$14.06	\$12.71	\$12.79	\$13.18	\$11.09
Total Return	13.58%	4.38%	6.40%	23.87%	16.72%
SUPPLEMENTAL DATA AND RATIOS:					
Net assets, end of year (in thousands)	\$36,539	\$27,800	\$26,207	\$24,601	\$18,810
Ratio of expenses to average net assets					
Before waivers and reimbursements	1.11%	1.17%	1.18%	1.26%	1.52%
Net of waivers and reimbursements	0.80%	0.80%	0.80%	0.80%	0.80%
Ratio of net investment income (loss) to average net assets					
Before waivers and reimbursements	0.55%	0.43%	0.29%	0.17%	0.27%
Net of waivers and reimbursements	0.86%	0.80%	0.67%	0.63%	0.99%
Portfolio turnover rate	26%	24%	27%	41%	35%

Other Information

DIRECTORS:

Walter H. Clark
James W. Haugh
James M. Snyder
Margaret M. Eisen

OFFICERS:

John G. Davis
Ty M. Baird
Walter H. Clark

TRANSFER AGENT:

U.S. Bancorp Fund Services, LLC
for overnight deliveries, use:
IronBridge Funds, Inc.
c/o U.S. Bancorp Fund Services, LLC
615 East Michigan Street
Milwaukee, Wisconsin 53202-5207

INVESTMENT ADVISER:

RMB Capital Management, LLC
115 South LaSalle, 34th Floor
Chicago, IL 60603

for regular mail deliveries, use:

IronBridge Funds, Inc.
c/o U.S. Bancorp Fund Services, LLC
P.O. Box 701
Milwaukee, Wisconsin 53201-0701

DISTRIBUTOR:

Quasar Distributors, LLC
777 East Wisconsin Avenue
Milwaukee, Wisconsin 53202

CUSTODIAN:

U.S. Bank, N.A.
1555 North Rivercenter Drive, Suite 302
Milwaukee, Wisconsin 53212

LEGAL COUNSEL:

Greenberg Traurig, LLP
77 W. Wacker Drive, Suite 3100
Chicago, Illinois 60601

INDEPENDENT REGISTERED PUBLIC ACCOUNTING FIRM:

Ernst & Young LLP
220 South Sixth Street, Suite 1400
Minneapolis, Minnesota 55402

Additional information regarding the Company and the Funds is included in the Statement of Additional Information, which has been filed with the SEC. The SAI is incorporated in this Prospectus by reference and therefore is legally part of this Prospectus. Further information about each Fund's investments is available in the Company's annual and semi-annual reports to shareholders. The Company's annual report provides a discussion of the market conditions and investment strategies that significantly affected each Fund's performance during the last fiscal year. You may receive the SAI and the annual report and semi-annual report free of charge, request other information about a Fund and make general inquiries by contacting the Company's transfer agent at the address above or by calling, toll-free, 1-877-861-7714. The SAI and the annual and semi-annual reports are also available, free of charge, on the Company's website at www.ironbridgefunds.net.

Information about a Fund (including the SAI) can be reviewed and copied at the SEC's Public Reference Room in Washington, D.C. Please call the SEC at 1-202-551-8090 for information relating to the operation of the Public Reference Room. Reports and other information about a Fund are also available on the EDGAR database on the SEC's website located at <http://www.sec.gov>. Alternatively, copies of this information may be obtained, upon payment of a duplicating fee, by electronic request to the following e-mail address: publicinfo@sec.gov, or by writing the Public Reference Section of the SEC, Washington, D.C. 20549-1520.

IronBridge Funds, Inc.

The Company's 1940 Act File Number is 811-22397.